



WGCIS(26)10

Review of the report on 2025 West Greenland Atlantic Salmon Fishery

West Greenland Commission Intersessional



Agenda



▶ Salmon reporting template **01**

▶ Reporting system & process **02**

▶ Inspections **03**

▶ 2025 Salmon Fishery **04**



Greenland Fishing and Hunting Control (GFJK)

GFJK ensures compliance with Greenland's fishing and hunting legislation through monitoring, reporting, and physical inspections.

We monitor vessel activities, conduct inspections, manage catch quotas, reporting, validate export certificates for the EU, inspect coastal and sea-based fishing/hunting, etc.





Salmon reporting template



Salmon reporting template

Reporting of salmon catches

KAPISILINNUT PISANUT IMMERSUIFFIK – LAKSEJOURNAL – 2025

1. Akuersissutip normua / Licensnummer:		2. Angallatip sorliunera (kryds-ilerak) / Type af fartøj (sæt kryds): <input type="checkbox"/> Angallat / Fartøj <input type="checkbox"/> Qimmusseq / Hundeslæde <input type="checkbox"/> Umiatsiaq / Jolle <input type="checkbox"/> Qamuteralaat / Snescooter				3. Angallammik aalisarsimaguit uku nalunaarutigissavatit / Hvis du har fisket med fartøj, skal du angive følgende: Angallatip aqqa / Fartøjsnavn: _____ GR-normua / GR-nummer: _____				
4. Ulloq aalisarfik / Fangstdato	5. Tulaassivik / Landing s-sted	6. Piniutit sorliit (kryds-ilerak) / Redskabstype (sæt kryds) <input type="checkbox"/> Qassutit / Garn <input type="checkbox"/> Qissattaatit / Stang	7. Oqummersat qassutit amerlassusai / Antal garn eller kroge	8. Akunnerit ningisima ffiit / Antal timer	9. Aalisarfik / Fangstfelt	Art	10. Qanoq suliarineqarpat (kryds-ilerak) / Behandlingsgrad (sæt kryds) <input type="checkbox"/> Niaquernagu, erlaveerlugu / vægt med hoved og uden indvolde <input type="checkbox"/> Ilivitsuutillugu / hel vægt <input type="checkbox"/> Niaquerlugu, erlaveerluguli / vægt uden hoved og indvolde	11. Atorneqartut (kryds-ilerak) / Anvendelse (sæt kryds) <input type="checkbox"/> Kalaalimeerniarfimmi tuninerqarpoq / Solgt til brættet <input type="checkbox"/> Suliffeqarfimmut tunivoq / Solgt til institution <input type="checkbox"/> Nammineq pissaq / Privat forbrug	12. Kapisillit qassit pisanerqarpat / Antal fanget	13. Oqimaassusaat / Mængde i kg
X-ileruk/Sæt X: <input type="checkbox"/> Aalisarsimangilanga / Har ikke fisket X-ileruk/Sæt X: <input type="checkbox"/> Aalisarsimavunga pisaqarnangalu / Har fisket men ikke fanget noget (0-fangst) Felter markeret som grå skal ikke udfyldes						Pukkellaks / Kapisilik qatigalik	<input type="checkbox"/> Niaquernagu, erlaveerlugu / vægt med hoved og uden indvolde <input type="checkbox"/> Ilivitsuutillugu / hel vægt <input type="checkbox"/> Niaquerlugu, erlaveerluguli / vægt uden hoved og indvolde	<input type="checkbox"/> Kalaalimeerniarfimmi tuninerqarpoq / Solgt til brættet <input type="checkbox"/> Suliffeqarfimmut tunivoq / Solgt til institution <input type="checkbox"/> Nammineq pissaq / Privat forbrug		



Sullissivik.gl online reporting template

Reporting of salmon catches

The screenshot shows the Sullissivik.gl website interface. At the top left is the URL 'sullissivik.gl'. The top right navigation bar includes links for 'Alle emner', 'Selvbetjening', 'Log ind', 'Digital Post', 'Søg', and 'Kalaallisut'. The main content area is titled 'Læs op' and 'Rapporter din laksefangst'. It provides three options for reporting: 'Udfyld og indsend' (requires MitID), 'Udfyld og udskriv' (does not require MitID), and 'Udskriv' (does not require MitID). Each option has a corresponding orange button.

Rapporter din laksefangst



Sullissivik.gl online reporting template

Reporting of salmon catches

sullissivik.gl

Rapporter din laksefangst

Licens og fartøj
 Fangst
 Behandling og anvendelse
 Pukkellaks
 Udskriv

Licens og fartøj

E-mail:

Licensnummer:
F.eks. SAL-99999-222-FRI

Type af fartøj (sæt kryds)

Fartøj Jolle

Hvis du har fisket med fartøj, skal du angive fartøjsnavn og GR-nummer (Skal **udfyldes kun** når du har valgt fartøjet)

Fartøjsnavn:

GR-nummer:

sullissivik.gl

Fangst

Fangstdate:

Landingssted:
Nuuk

Fangstfelt:
Vælg

Skriv feltkode hvor du har fanget dine laks:

JB027

Redskabstype (sæt kryds):

Garn Stang

Antal garn eller kroge:

Antal timer:

Tilbage Annuller og ryd alt indhold Næste



Sullissivik.gl online reporting template

Reporting of salmon catches

sullissivik.gl

Licens og fartøj Fangst **Behandling og anvendelse** Pukkellaks Udskriv

Behandling og anvendelse

Behandlingsgrad (sæt kryds)

- Vægt med hoved og uden indvolde
- Hel vægt
- Vægt uden hoved og indvolde

Anvendelse (sæt kryds)

- Solgt til brættet
- Solgt til institution
- Privat forbrug

Antal laks fanget:

Mængde i kg:

Tilbage Annuller og ryd alt indhold Næste

sullissivik.gl

Pukkellaks

Behandlingsgrad (sæt kryds)

- Vægt med hoved og uden indvolde
- Hel vægt
- Vægt uden hoved og indvolde

Anvendelse (sæt kryds)

- Solgt til brættet
- Solgt til institution
- Privat forbrug

Antal pukkellaks fanget

Mængde i kg:

Husk at gemme din kvittering som bevis på at du har rapporteret. Hvis du ikke modtager din kvittering, så skriv til GFLK på gflk@nanog.gl

Tilbage Annuller og ryd alt indhold Næste

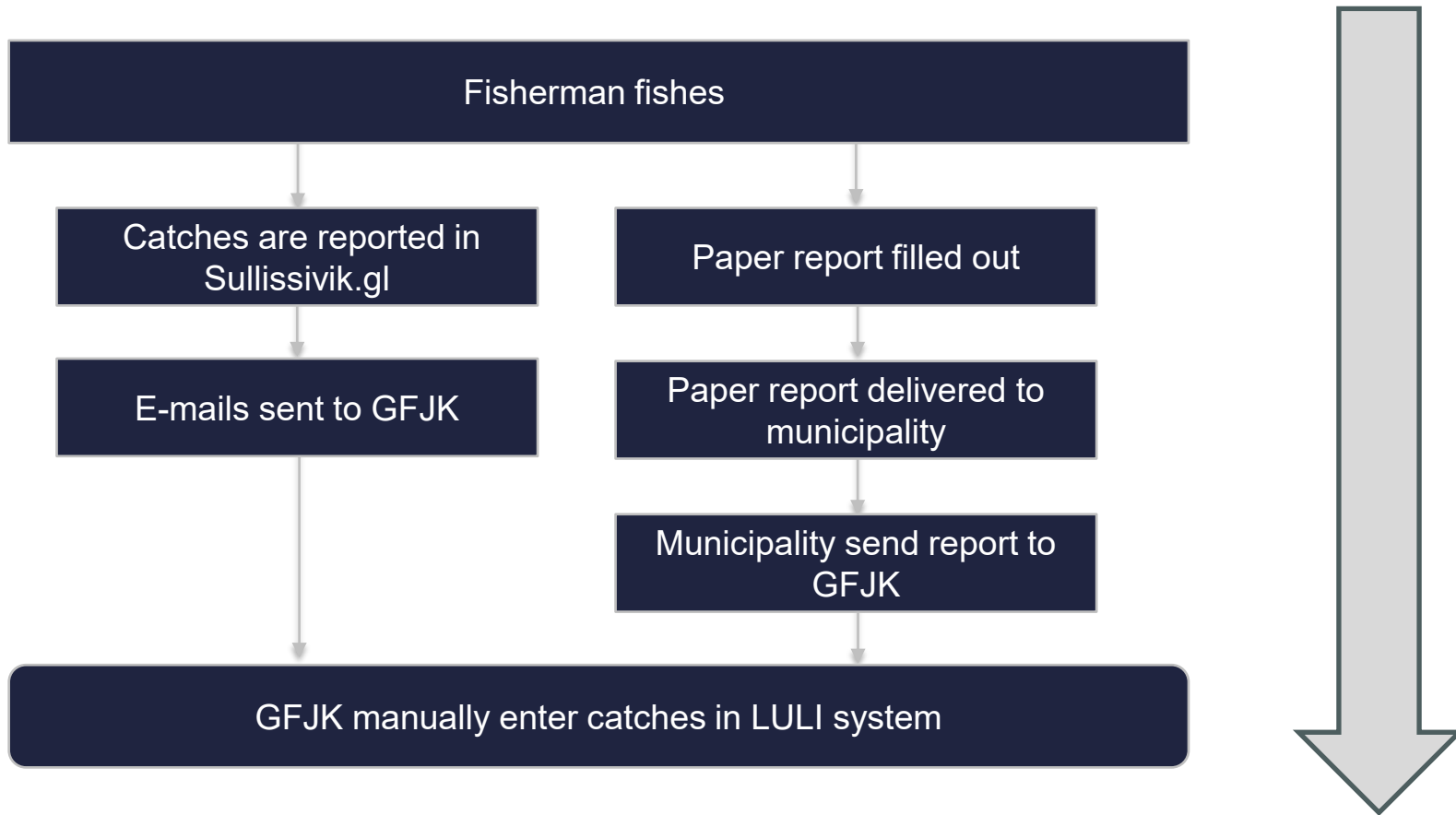


Reporting system and process



Reporting process

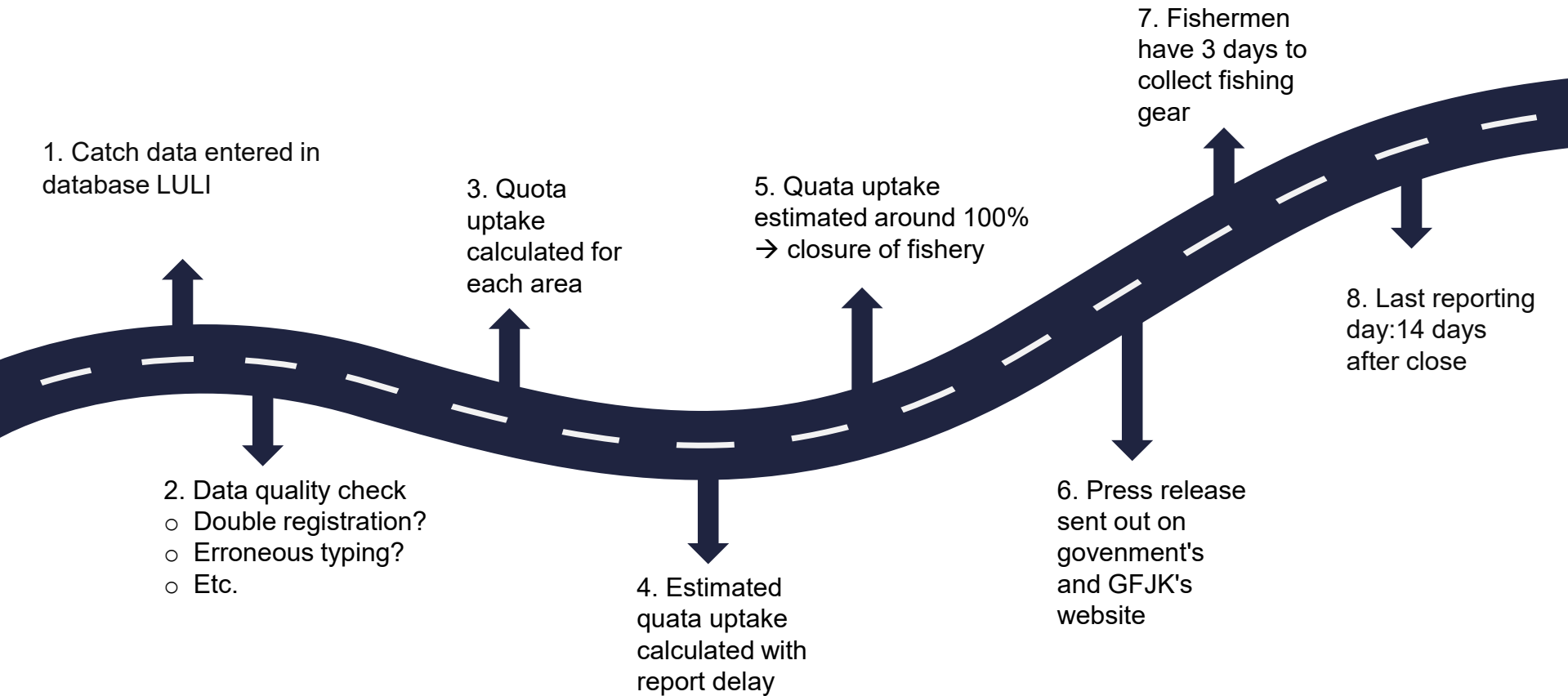
Reporting of salmon catches





Reporting system

Reporting of salmon catches





Salmon fisheries inspections

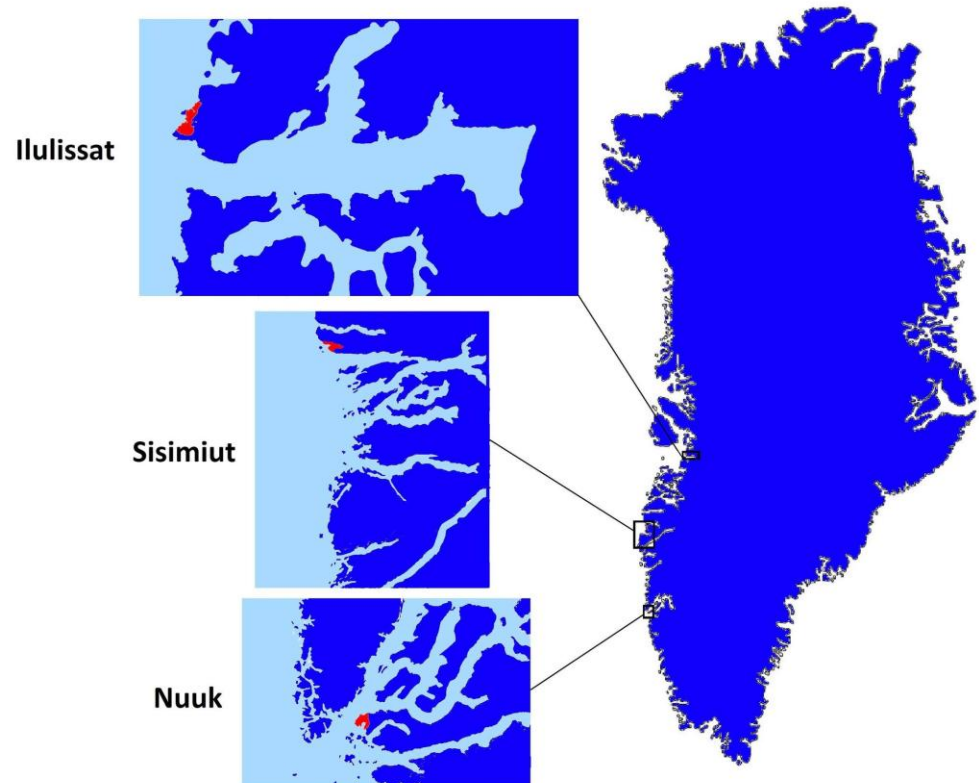


Inspection Unit

Salmon fisheries inspections

Greenland fishery and hunting authority, GFJK, has **20 inspectors** divided across **3 offices**.

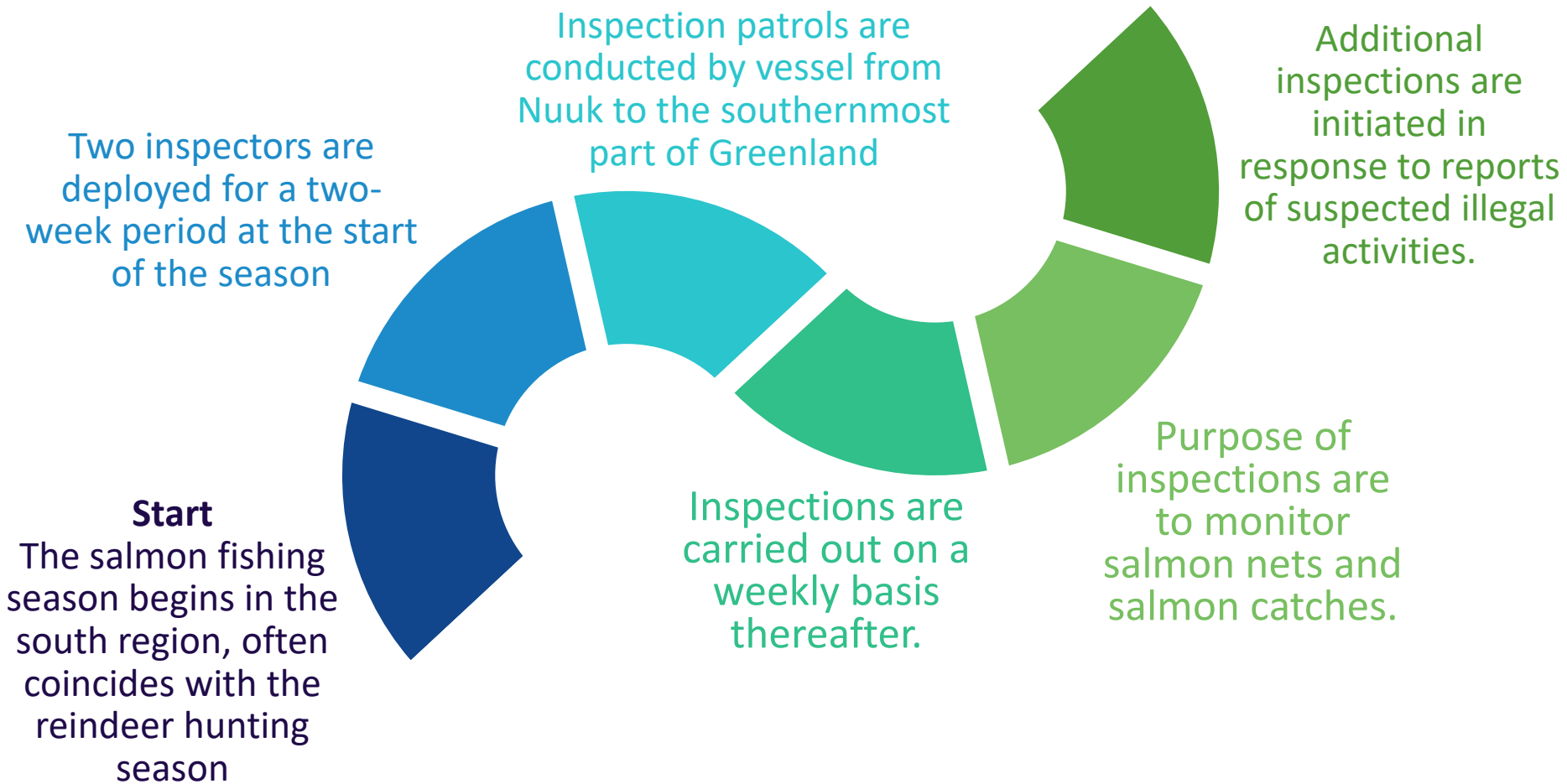
1. South region located in Nuuk
2. Midt Region located in Sisimiut
3. North Region located in Ilulissat





Planning

Salmon fisheries inspections





Inspections

Salmon fisheries inspections

Regulation of coastal fishery is carried out in the following ways:

1. Inspection on boats across coast line
2. Inspection at the local fish markets “bræt”
3. Inspection at streams and rivers where they are caught

Inspectors go through the following:

- i. Personal information is noted
- ii. Valid fishing license
- iii. Nets and number of fishing gear
- iv. Catch & quantity
- v. Fish species
- vi. Catch reported
- vii. Vessel size and motor

Instruks til landingskontrol af jollefiskere.

Landingskontrollen foretages af en certificeret fiskerikontrollør og et vidne/skribent.

Udover obligatorisk kontroluniform (Officiel GFJK-jakke og kontrolbukser), så skal kontrollørerne også have hjelm, refleksvest og sikkerhedssko/-støvler på.

Følgende skal medbringes:

Formular til jollekontrol

Blyant og kuglepen

Vagtmobil til bevisførelse i form af billeder.

Kontrollen ved indhandlingsstedet:

1. Præsentation ved fremvisning af kontrollørkort.
2. Forklare fiskeren om hvad formålet med henvendelsen er.
3. Bede fiskeren om at fremvise identifikationspapirer, og noter følgende:
 - a. Navn
 - b. CPR. Nummer
 - c. Adresse
 - d. Telefonnummer
 - e. E-mail
4. Bede fiskeren om at fremvise sin fiskerilicens.
5. Noter hans fangst:
 - a. Art
 - b. Mængder
 - c. Kvalitet
6. Noter længde af jolle samt motorstørrelse.
7. Hvilke redskaber har fiskeren brugt:
 - a. Redskabstype
 - b. Antal
8. Hvor har fiskeren fanget sin fangst.
9. Har fiskeren nogen kommentarer
 - a. Hvis der er sket en overtrædelse, så skal fiskeren oplyses at vedkommende ikke har pligt til at udtale sig.
10. Forklare fiskeren hvad der kommer til at ske.
 - a. At der vil blive udarbejdet en rapport, og at denne vil blive fremsendt til vedkommende på hans mail, hvis det ikke er muligt med mail, så bliver den fremsendt med post.
11. Kontrollen afsluttes med at takke fiskeren for samarbejdet under kontrolforretningen.



Regulations



Salmon fisheries inspections

Commercial fishing

Commercial fishing for salmon may only be carried out with:

- 1) Hooks
- 2) Up to 20 nets with a mesh size of at least 140 mm when stretched.
- 3) Up to 5 nets tied together
- 4) The salmon net must be marked with the full name of the owner. The mark must be made of a water-resistant material.

Non-commercial fishing

Non-commercial fishing for salmon may only be carried out with:

- 1) Hooks
- 2) Fishing rod
- 3) 3) With 1 net of 2,000 knots, the mesh size of which when stretched is at least 140 mm.
- 4) The salmon net must be marked with the full name of the owner. The mark must be made of a water-resistant material.



Examples of illegal activity

Salmon fisheries regulation

GFJK receive reports of illegal salmon fishery annually, primarily from Kapisillit area



Usage of fixed gillnets in prohibited areas.



Fishing in closed rivers or bays.



Placement of nets less than 1,000 meters from river mouths.





Salmon Fishery 2025



Overview

Salmon fishery 2025

Total Allowable Catch



30t in 2025

Actual catch 29.6

Licenses

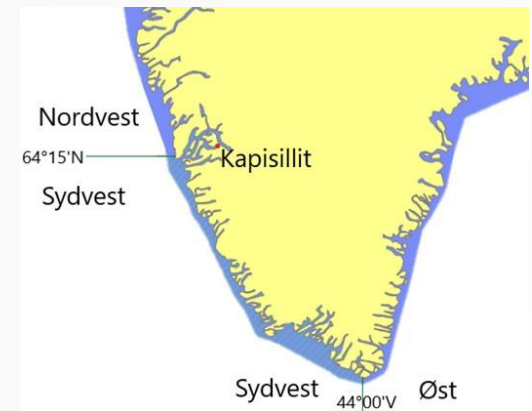


753 in 2025

Professional 293

Private 460

Administrative area





Management areas

Salmon fishery 2025

Table 1. Opening, closure, quota and quota uptake per management area and segment 2025. Source: GFJK

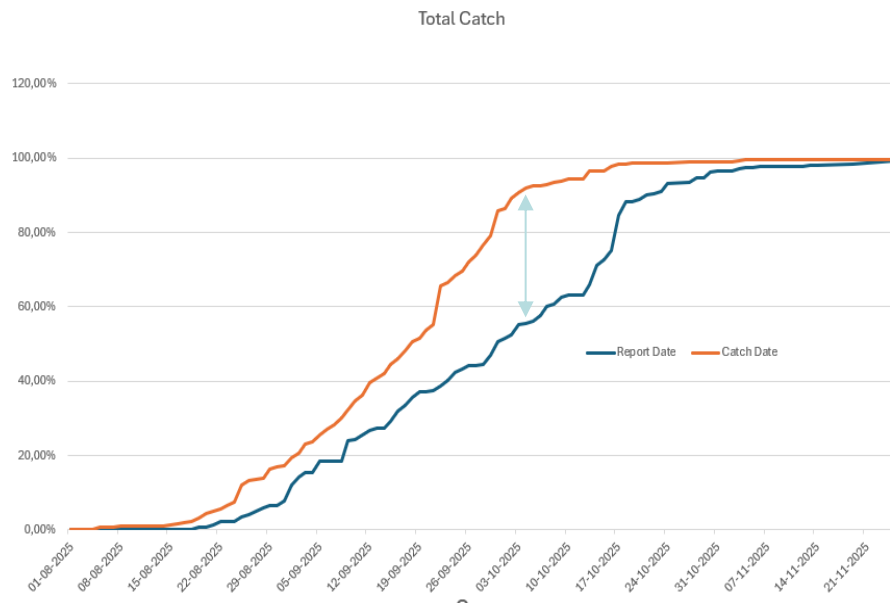
Management Area	Opening	Closure	Actual Closure pr. Segment		Quota per segment (tonnes)		Catch per segment (tonnes)		Total quota uptake (tonnes)
Northwest 1ABC	1/9	31/10	<i>Professional</i>	13/10	<i>Professional</i>	7.56	<i>Professional</i>	9.21	10.33
			<i>Recreational</i>	31/10	<i>Recreational</i>	3.24	<i>Recreational</i>	1.12	
Southwest 1DEF	1/8	30/9	<i>Professional</i>	30/09	<i>Professional</i>	11.34	<i>Professional</i>	13.2	18.29
			<i>Recreational</i>	30/9	<i>Recreational</i>	4.86	<i>Recreational</i>	5.08	
East	15/8	15/10	<i>Professional</i>	31/10	<i>Professional</i>	1.5	<i>Professional</i>	0.13	0.99
			<i>Recreational</i>	31/10	<i>Recreational</i>	1.5	<i>Recreational</i>	0.86	
Total						30		29.61	29.61



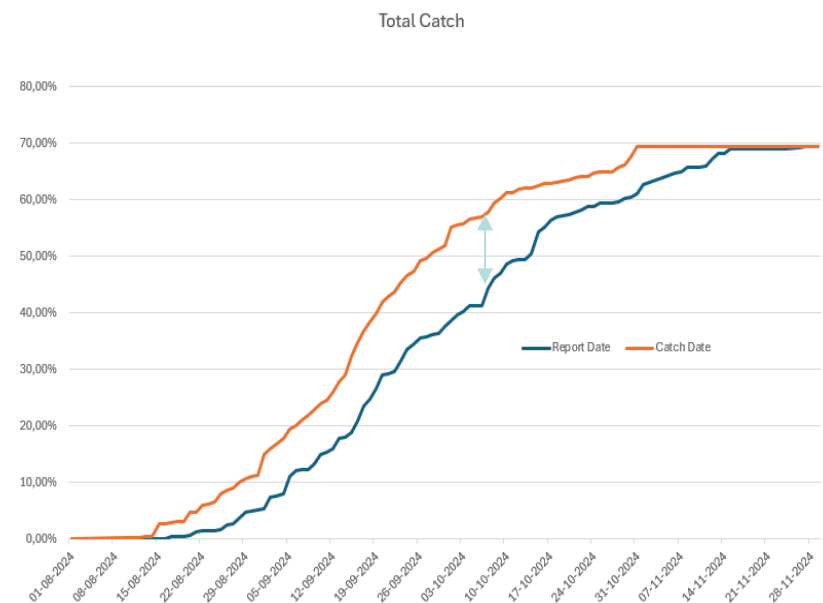
Salmon catch reporting

Report vs Catch date

In 2024 total catch only reached 70% of quota. Consequently, the fishery union complained that fisherman were not able to fully use quota. The following year, it was therefore decided to increase reporting percentage before closing area. Resulting in 100% quota uptake.



*Catch date vs report date during the season.
Dates from 2025. Source: GFJK*



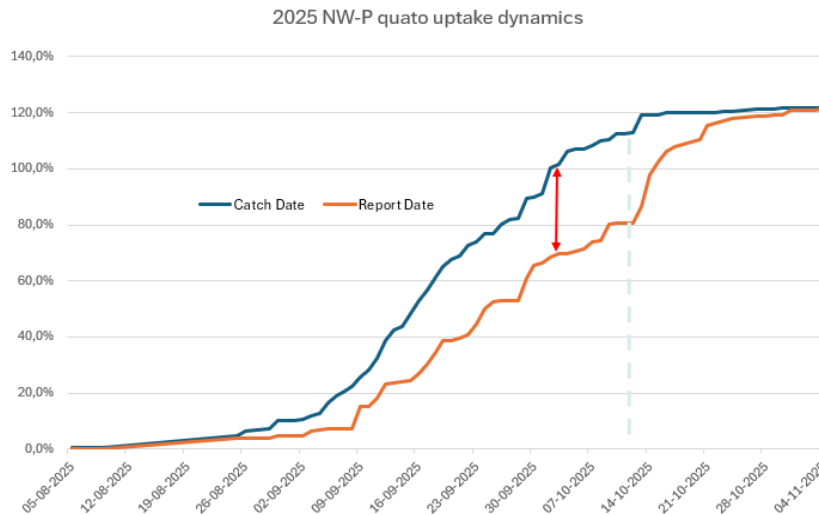
*Catch date vs report date during the season.
Dates from 2024. Source: GFJK*



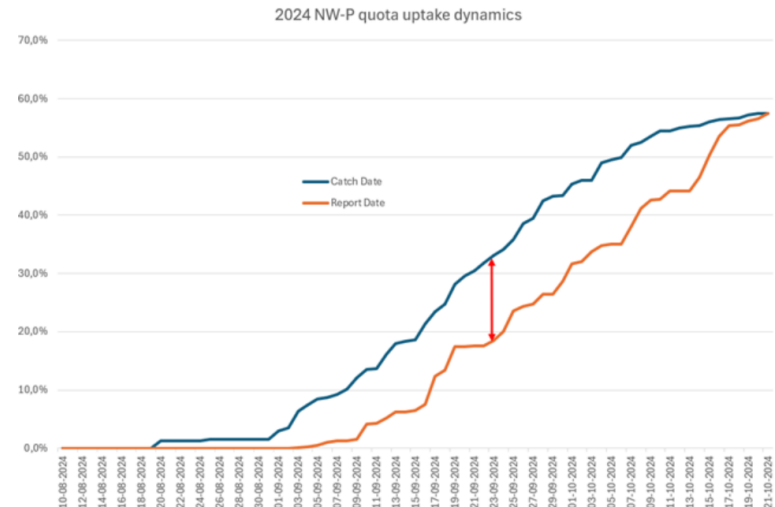
Northwest commercial quota uptake

Report vs Catch date

It is primarily in the northwest management area, where report and catch date differ. Area was closed at 80% reporting on October 13 and a press release was sent out. 80% reporting was decided based on last years calculations.



*Catch date vs report date during the season.
Dates from 2025. Source: GFJK*



*Catch date vs report date during the season.
Dates from 2024. Source: GFJK*

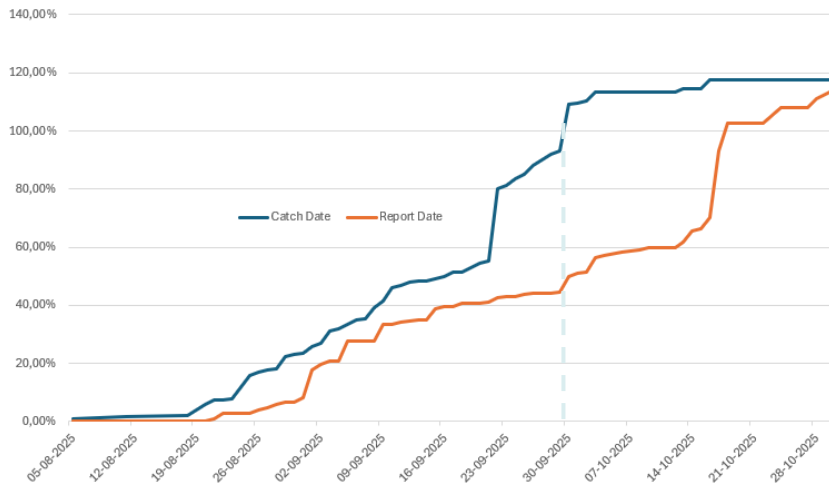


Southwest commercial quota uptake

Report vs Catch date

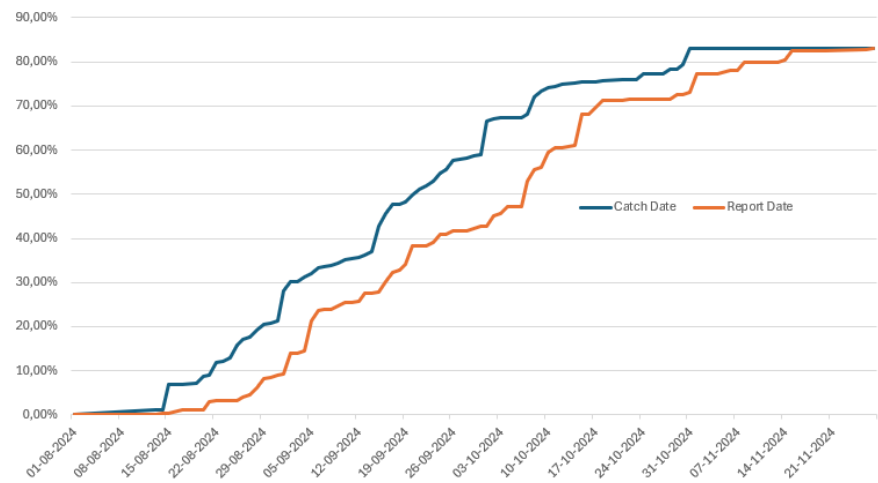
*In 2025 Reporting delays for the southwest area was up to 40% resulting in over fishery of 16%.
Increasing gap could be due to lack of text message reminders to report catch.*

2025 SW-P quato uptake dynamics



*Catch date vs report date during the season.
Dates from 2025. Source: GFJK*

2024 SW-P quato uptake dynamics



*Catch date vs report date during the season.
Dates from 2024. Source: GFJK*



Licenses

Salmon fishery 2025

Licenses issued	Count	Percentage	Northwest		Southwest		East	
			1ABC Private	1ABC Professional	1DEF Private	1DEF Professional	East Private	East Professional
- <i>Commercial</i>	293	38.9%		59%		38.2%		2.7%
- <i>Private</i>	460	61.1%	32.4%		65.4%		2.2%	
- <i>Total</i>	753	100%	18%	21%	37%	14%	0.01%	0.01%



All catches

Report statistics

Table 3. Catch reports	Count	Percentage	Northwest		Southwest		East	
			1ABC Private	1ABC Professional	1DEF Private	1DEF Professional	East Private	East Professional
Overview								
Catch reports received within the season	724	68.0%	25%	27.2%	26%	18.8%	2.8%	0.3%
Catch reports received between time of closure and last date of reporting	225	21.1%	4.4%	34.2%	40.4%	20.4%	0%	0.4%
Catch reports received after last date of reporting	116	10.9%	2.6%	9.5%	51.7%	36.2%	0%	0.0%
Total number of catch reports received (incl. 0-catch reports)	1065	100%	18.2%	26.8%	31.8%	21%	1.9%	0.3%

Total report statistics per segment



Catches above 0

Report statistics

Catch reports > 0 catches	Count	%	Northwest		Southwest		East	
			1ABC Private	1ABC Professional	1DEF Private	1DEF Professional	East Private	East Professional
Catch reports received within the season	527	73.6%	12.7%	34%	26.6%	23.1%	3.4%	0.2%
Catch reports received between time of closure and last date of reporting	144	20.1%	2.1%	39.6%	30.6%	27.1%	0.0%	0.7%
Catch reports received after last date of reporting	45	6.3%	2.2%	11.1%	17.8%	68.9%	0.0%	0.0%
Total number of catch reports	716	67.2% ¹	6.7% ¹	22.6% ¹	18% ¹	18% ¹	1.7% ¹	0.2% ¹

>0 reports statistics per segment



No catches reported

Report statistics

Catch reports = 0 catches	Count	%	Northwest		Southwest		East	
			1ABC Private	1ABC Professional	1DEF Private	1DEF Professional	East Private	East Professional
Catch reports received within the season	197	56.4%	57.9%	9.1%	24.4%	7.1%	1%	0.5%
Catch reports received between time of closure and last date of reporting	81	23.2%	8.6%	24.7%	58%	8.6%	0%	0.0%
Catch reports received after last date of reporting	71	20.3%	2.8%	8.5%	73.2%	15.5%	0%	0%
Total of number of 0-catch reports	349	32.8 %¹	11.5% ¹	4.1% ¹	13.8% ¹	3% ¹	0.2% ¹	0.1% ¹

0-catch reports statistics per segment



License holders

Report statistics

Licens holders	Count	%	Northwest		Southwest		East	
			1ABC Private	1ABC Professional	1DEF Private	1DEF Professional	East Private	
License holders reporting within season ²								
Reports with catch > 0 kg	230	43.1%	20%	27.4%	32.6%	17.8%	1.7%	0.4%
Reports with 0-catch	169	31.6%	23.3%	4.7%	32.8%	10.8%	0.9%	0.4%
License holders reporting between time of closure and last date of reporting ²								
Reports with catch > 0 kg	74	13.9%	2.7%	47.3%	33.8%	16.2%	0.0%	1.7%
Reports with 0-catch	152	28.5%	3.9%	12.5%	55.9%	27.6%	0.0%	0.0%
License holders reporting after last date of reporting ²								
Reports with catch > 0 kg	23	4.3%	4.3%	21.7%	34.8%	39.1%	0.0%	0.0%
Reports with 0-catch	78	14.6%	2.6%	7.7%	34.6%	55.1%	0.0%	0.0%

753 licens holder in total



License holders

Report statistics

License holders	Count	%	Northwest		Southwest		East	
			1ABC Private	1ABC Professional	1DEF Private	1DEF Professional	East Private	East Professional
Overview:								
Percentage	Count		1ABC Private	1ABC Professional	1DEF Private	1DEF Professional	East Private	East Professional
<i>Number of license holders reporting in total</i>	534	70.9%	19.1%	24.7%	39.1%	15.4%	1.1%	0.6%
<i>License holders not reporting</i>	219	29.1%	21.5%	18.7%	42%	13.7%	1.8%	2.3%
<i>License holders only reporting 0-catches</i>	206	38.6%	25.7%	14.1%	49%	9.7%	1%	0.5%
<i>License holders reporting catches > 0 kg</i>	328	61.4%	14.9%	31.4%	32.9%	18.9%	1.2%	0.6%

753 licens holder in total